

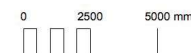


KEY

- 1 New bin enclosure and drinking fountain located at entry to Weatherston Reserve along north-south recreational pathway to Seaford Wetlands, for ease of maintenance access and visibility.
- 2 New path link from existing recreational path to playspace.
- 3 Retain existing garden bed with planting as edge to playspace.
- 4 Additional tree planting and extension of existing garden bed for visual and shade amenity and added sense of 'nestled enclosure'. Small-medium trees proposed to avoid overhead powerline.
- 5 Existing pole with light to be integrated into a planted garden bed to visually diminish its presence.
- 6 Seat with back support and adjacent space for pram or mobility aid.
- 7 Nom. 1m wide junior track.
- 8 3-bay swing set faces open lawn area and includes toddler seat, standard seat and accessible basket swing. Basket swing offers added social value of multi-user swing.
- 9 Multi-play unit: tower, roof, big and small slide, bridge connection, vertical and inclined climbing activities, steps and undercover space for social and imaginative play. Suitable for toddler to junior play with step access for smaller children. 'Coastal' and 'weather' colours reflective of the 'weather' in Weatherston and proximity to coast. Hoop rings offer informal exercise opportunity.
- 10 Climbing net with potential for integrated play value. Facilitates multi-user social interactions and appeals to older children as a 'hang-out'.
- 11 2 person rocker/springer.
- 12 Accessible spinning disc.
- 13 Playful pathways along log stepper trails through planting as nature play opportunity and link between spaces.
- 14 Picnic area with picnic setting and future additional picnic setting (dashed). Shelter structure is a future addition.
- 15 Paths and paved areas to be a mix of concrete types for visual and tactile experience: standard, exposed aggregate and imprinted. Themed imprints to add play value and park identity.
- 16 Mound form as notional edge to playspace.
- 17 Partial fence as visual, physical and notional acoustic threshold within the Seaford Rd planting area. Additional new low planting as barrier and climbing planting to screen the fence. (Optional)
- 18 Basketball surface to allow for foursquare. (Optional)
- 19 Proposed continuation of path as edge to existing planted area. Path to form circuit for walking and running, and direct access through to Erwin Dr and Seaford Rd signalised pedestrian crossing. (Optional)
- 20 Tree planting in garden mulch tree surround along paths and fenceline to soften edge and add to tree canopy within the reserve. (Optional)
- 21 Open grassed area for kick-about activities and group gathering.

LEGEND

- Extent of works
- Existing tree
- Proposed tree
- Existing concrete path
- Council standard 'Riverblend Beige' concrete paving
- Weather/coastal theme imprints in concrete paving
- Council standard 'Riverblend Beige' concrete edge
- Exposed aggregate 'Golden Deach' concrete paving
- Future extension of concrete paving
- Softfall timber mulch
- Wet-pour rubber softfall surface
- Fall zone
- Open lawn kick-about area
- Existing planting areas
- Proposed low planting Max 1.0m height
- Garden mulch tree surround
- Existing light on pole
- New water fountain
- New bin enclosure
- Log seat
- Log stepper
- Park seat with back
- Platform seat
- Picnic setting (DDA compliant)
- Future picnic setting (dashed)



POLLEN

Landscape Architecture
33 Saxon Street, Brunswick
VIC 3050 | 03 9329 7540
pollen@pollenstudio.com.au
www.pollenstudio.com.au



PROJECT
Weatherston Reserve
Capital Works

CLIENT
Frankston City Council
60 Davey Street, Frankston VIC 3199

| NO. | COMMENT | DRAWN | CHECK | DATE |
|-----|-----------------------|-------|-------|------------|
| 1 | Draft Concept Package | CC | FH | 05.04.2019 |
| 2 | Final Concept Package | CC | FH | 10.05.2019 |
| | | | | |
| | | | | |
| | | | | |

CLIENT REFERENCE
-

JOB NUMBER
190102

STAGE 02
Concept Design

DRAWING TITLE
DETAIL PLAN - PLAYSPACE

SCALE
1:100 @ A1 | 1:200 @ A3
SHEET
3 of 4
DRAWING NO.
LCD-101

N
ISSUE
2

Note: Colour choice to be blue tones that are 'coastal' and reflective of the 'weather' in Weatherston.



Multi-play unit options: tower, roof, slide, bridge connection, vertical and inclined climbing activities, steps, and undercover space for social and imaginative play.



3-bay swings with basket swing and two side-by-side swings. Seat options to be basket, toddler and standard. Option (A) timber with stirrups or (B) stainless steel frame.



2-person rocker/springer



Accessible spinning disc



Nature play type activity with log steppers at varied heights



Static climbing and hang out web

PLAY ELEMENTS



Council standard Furphy 'Foreshore Drinking Fountain'



Council standard timber picnic setting



Park sign



Platform seat



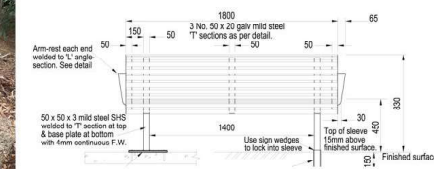
Shelter to have flat, round roof structure with a series of minimal structural posts near the edge. Intention to be non-imposing, non-directional and appear to be a flattened umbrella / parasol as a design cue for the 'weather' in Weatherston.



Council standard bin enclosure




Council standard seat with back



PARK FURNITURE



Existing concrete path



200mm wide concrete edge (top)
Council standard coloured concrete paving 'Riverblend Beige'



Council standard exposed aggregate concrete paving 'Golden Beach'. Lightly exposed to permit scooter track.




Coloured wet pour rubber softfall and timber softfall mulch



Sandblasted imprints in concrete paving to be coastal/weather themed



Weather theme - raindrops / clouds/lines in sky to be simplified and stencil/stamped in paving



SURFACES & FINISHES

